












2015/16 Licensing Partnership Performance Report



MAIDSTONE BOROUGH COUNCIL

Description	Quarters				Annual			Number of applications
	Q1 2015/16	Q2 2015/16	Q3 2015/16	Q4 2015/16	2015/16	Target	Status	
Percentage of valid personal licences processed within two weeks	100%	100%	100%	100%	100%	95%		103/103
The percentage of valid temporary event notices processed within 72 hours	100%	100%	100%	100%	100%	90%		297/297
Percentage of applications for new and variation premises licences processed within two calendar months	100%	100%	100%	100%	100%	100%		40/40
Percentage of HC vehicle licences issued with 5 days	100%	100%	93.33%	100%	98.18%	90%		54/55
Percentage of PH vehicle licences issued within 5 days	98.15%	100%	98.18%	100.00%	99.12%	90%		226/228
Length of time from validation to issue of HC and dual driver licences (Percentage within 10 days)	100%	100%	100%	100%	100%	90%		71/71
Length of time from validation to issue of PH driver licence (Percentage issued within 10 days)	100%	98.21%	100%	100%	99.42%	90%		171/172
Percentage of PHO licences issued within 10 days	100%	100%	100%	100%	100%	90%		73/73
The number of taxi compliance checks completed (one per taxi vehicle)	61	61	71	57	250	180		70 over target
Premises licensing compliance visits	50	41	48	48	187	180		7 over target
Percentage of applications outstanding	2.78%	0%	2.88%	3.66%	2.23%	<10%		9/404












SEVENOAKS DISTRICT COUNCIL

Description	Quarters				Annual			Number of applications
	Q1 2015/16	Q2 2015/16	Q3 2015/16	Q4 2015/16	2015/16	Target	Status	
The percentage of valid personal licences processed within 2 weeks	100%	100%	100%	100%	100%	95%		60/60
The percentage of valid temporary event notices processed within 72 hours	100%	100%	100%	100%	100%	95%		426/426
Percentage of all applications outstanding for more than one month	0%	0%	9.09%	1.56%	3.47%	<10%		10/288
Percentage of applications for new and variation of premises licences processed within 2 calendar months (from date of validation to issue date)	100%	100%	100%	100%	100%	95%		12/12
Length of time from validation to issue of HC vehicle licence - target 5 working days	100%	100%	100%	100%	100%	90%		226/226
Length of time from validation to issue of PH vehicle licence - target 5 working days	100%	96.77%	96.88%	100%	98.31%	90%		116/118
Percentage of Hackney Carriage driver licenses issued within 10 days of validation	100%	100%	100%	100%	100%	90%		87/87
Percentage of Private Hire driver licenses issued within 10 days of validations	100%	100%	100%	100%	100%	90%		43/43
Percentage of Private Hire Operator licenses issued within 10 days of validations	100%	100%	100%	100%	100%	90%		23/23
The number of taxi enforcement checks completed (one per taxi vehicle)	39	37	36	32	144	120		24 above target
Number of monthly premises licensing enforcement visits due that were undertaken	70	67	60	60	257	240		17 above target

TUNBRIDGE WELLS BOROUGH COUNCIL

Description	Quarters				Annual			Number of applications
	Q1 2015/16	Q2 2015/16	Q3 2015/16	Q4 2015/16	2015/16	Target	Status	
Percentage of valid personal licences processed within two weeks	100%	100%	100%	100%	100%	95%		82/82
% of valid temporary event notices processed within 72 hours	99.16%	100%	100%	100%	99.73%	95%		376/377
% of applications for new and variation premises licences	100%	100%	100%	100%	100%	95%		29/29
% of HC vehicle licences issued with 10 days	100%	100%	100%	96.43%	99.34%	90%		151/152
% of PH vehicle licences issued within 10 days	100%	100%	98%	96.3%	98.86%	90%		173/175
% of dual driver licences issued within 10 days	100%	100%	97.3%	100%	99.36%	90%		156/157
% of PHO licences issued within 10 days	100%	100%	100%	100%	100%	90%		28/28
No. of taxi enforcement checks completed (one per taxi vehicle)	44	39	47	61	191	120		71 above target
Premises licensing enforcement visits	54	61	45	30	190	180		10 above target
% of applications outstanding	3.92%	2%	2.41%	0%	1.93%	<10%		5/259

LICENSING PARTNERSHIP

Description	Quarters				Annual			Number of applications
	Q1 2015/16	Q2 2015/16	Q3 2015/16	Q4 2015/16	2015/16			
	Value	Value	Value	Value	Value	Target	Status	
Valid Personal Licenses Processes within two weeks	100%	100%	100%	100%	100%	95%		245/245
Valid Temporary Event Notices Processed within 72 hours	99.74%	100%	100%	100%	99.91%	95%		1099/1100
Length of time to process an application from date of validation to issue date for new and variation of premises (not DPS)	100%	100%	100%	100%	100%	95%		79/79
Length of time from validation to issue of HC vehicle licence (MPI) - within 5 working days	100%	100%	99.04%	99.05%	99.53%	90%		420/422
Length of time from validation to issue of PH vehicle licence (MPI) - within 5 working days	99.21%	99.28%	97.81%	99.07%	98.84%	90%		511/517
Length of time from validation to issue of HC and dual driver licence (MPI) - within 10 working days	100%	100%	98.72%	100%	99.67%	90%		303/304
Length of time from validation to issue of PH driver licence (MPI) - within 10 working days	100%	98.46%	100%	100%	99.51%	95%		205/206
Length of time from validation to issue of PHO licence (MPI) - within 10 working days	100%	100%	100%	100%	100%	90%		124/124
Taxi Compliance checks completed (one per Taxi Vehicle)	144	137	154	150	585	420		165 above target
Premises compliance monthly visits	132	169	153	138	634	600		34 above target
Percentage of applications outstanding for more than one month	2.31%	0.55%	4.67%	2.05%	2.54%	<10%		25/985