









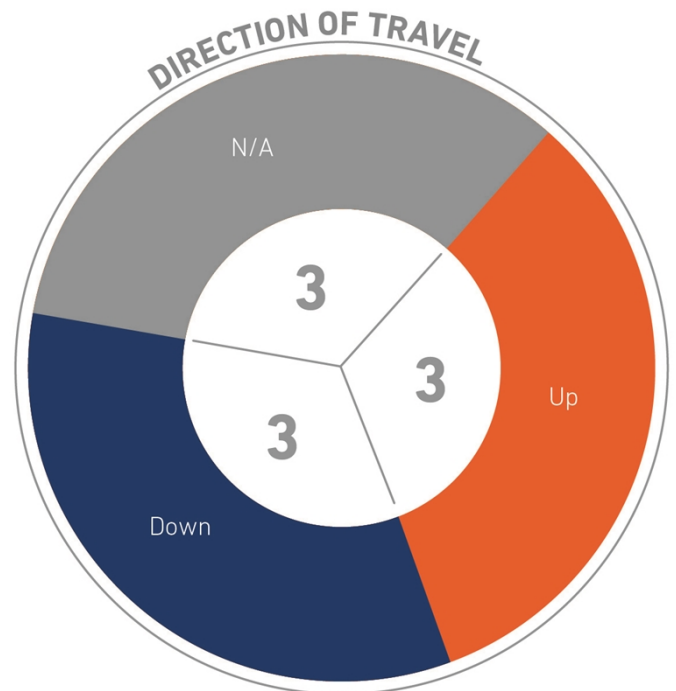
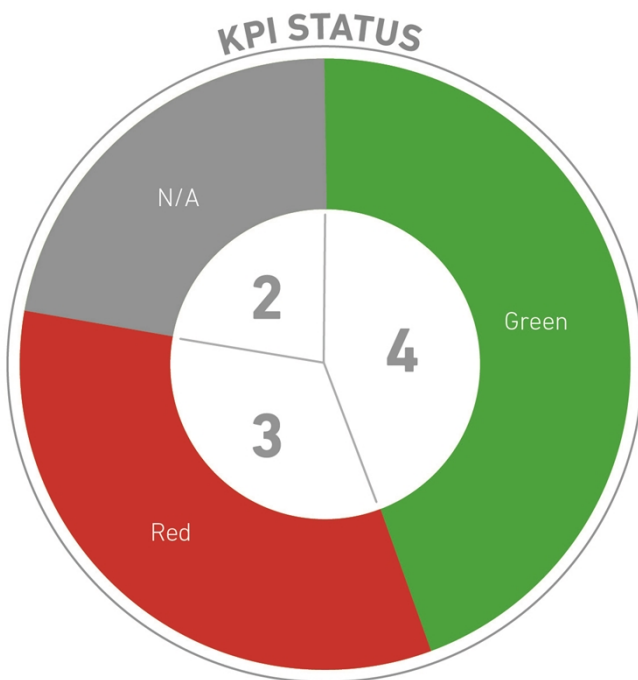
## Performance Summary

This is the quarter 1 performance update on Maidstone Borough Council’s Strategic Plan 2015-20. It sets out how we are performing against Key Performance Indicators that directly contribute to the achievement of our priorities. Performance indicators are judged in two ways: firstly, whether an indicator has achieved the target set, known as PI status. Secondly, we assess whether performance has improved, been sustained or declined, compared to the same period in the previous year (long term) and previous quarter (short term), known as direction.

### Key to performance ratings

RAG Rating	
	Target not achieved
	Target slightly missed (within 10%)
	Target met
	Data Only










Direction	
	Performance has improved
	Performance has been sustained
	Performance has declined
	No previous data to compare




RAG Rating	Green	Amber	Red	N/A	Total
KPIs	4	0	3	2	9
Direction	Up	No Change	Down	N/A	Total
Long Trend	3	0	3	3	9
Short Trend	3	0	3	3	9

## Priority 1: Keeping Maidstone Borough an attractive place for all

### Providing a clean and safe environment










Performance Indicator	Value	Target	Status	Long Trend	Short Trend
Number of litter reports attended to	131			N/A	N/A
Percentage of fly-tips cleared or assessed to within 2 working days	88.78%	88.00%			
Percentage of household waste sent for reuse, recycling and composting (NI 192)	52.67%	52.50%			
Percentage of fly-tips resulting in enforcement action	10%	20%		N/A	N/A

### Encouraging good health and wellbeing

Performance Indicator	Value	Target	Status	Long Trend	Short Trend
Percentage spend and allocation of Disabled Facilities Grant Budget (YTD)	23.4%	20.0%		N/A	N/A

## Priority 2: Securing a successful economy for Maidstone Borough

### A home for everyone

Performance Indicator	Value	Target	Status	Long Trend	Short Trend
Number of households housed through housing register	124	150			
Number of affordable homes delivered (gross)	39	50			
Number of households prevented from becoming homeless through the intervention of housing advice	133	75			
Number of households living in temporary accommodation last night of the month (NI 156)	84	