








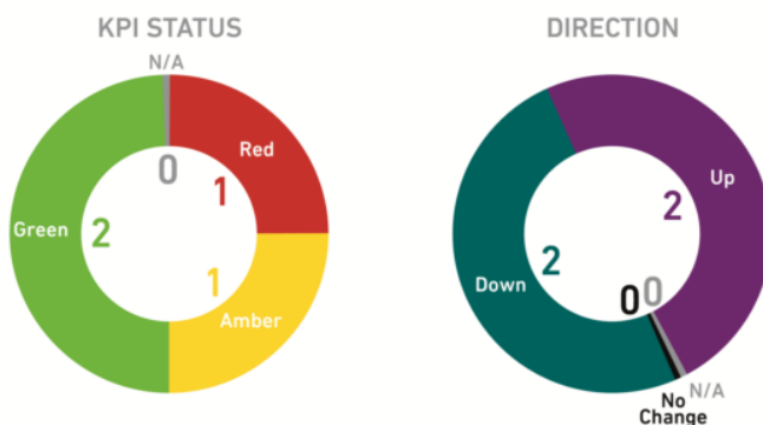
Performance Summary

This is the quarter 4 performance update on Maidstone Borough Council’s Strategic Plan 2015-20. It sets out how we are performing against Key Performance Indicators that directly contribute to the achievement of our priorities. Performance indicators are judged in two ways; firstly, whether an indicator has achieved the target set, known as PI status. Secondly, we assess whether performance has improved, been sustained or declined, compared to the same period in the previous year, known as direction.

Key to performance ratings

RAG Rating	
	Target not achieved
	Target slightly missed (within 10%)
	Target met
	Data Only










Direction	
	Performance has improved
	Performance has been sustained
	Performance has declined
N/A	No previous data to compare



RAG Rating	Green	Amber	Red	N/A	Total
KPIs	2	1	1	0	4
Direction	Up	No Change	Down	N/A	Total
Last Year	2	0	2	0	4
Last Quarter	2	0	2	0	4

Priority 2: Securing a successful economy for Maidstone Borough

A home for everyone

Performance Indicator	Value	Target	Status	Last Year	Last Quarter
Processing of planning applications: Major applications (NI 157a)	80.77%	85.00%			
Processing of planning applications: Minor applications (NI 157b)	69.49%	85.00%			
Processing of planning applications: Other applications (NI 157c)	89.18%	85.00%			
Number of affordable homes delivered (gross)	61	50	