








SPI: Quarter 4 Performance Report

Key to performance ratings

RAG Rating	
	Target not achieved
	Target slightly missed (within 10%)
	Target met
	Data Only











Direction	
	Performance has improved
	Performance has been sustained
	Performance has declined
N/A	No previous data to compare

Performance Summary













RAG Rating	Green	Amber	Red	N/A ¹	Total
KPIs	6	0	0	4	10
Direction	Up	No Change	Down	N/A	Total
Last Quarter	6	1	1	2	10
Last Year	3	2	3	2	10













- 100% (6 of 6) targetable quarterly key performance indicators (KPIs) reportable to this Committee achieved their Quarter 4 (Q4) target¹.
- Compared to last quarter (Q3 2021/22), performance for 75% 6 of 8 KPIs have improved, 12.5% 1 of 8 had no change and for 12.5% 1 of 8 have declined¹.
- Compared to last year (Q4 2021/22), performance for 37.5% 3 of(8 KPIs have improved, 25% 2 of 8 had no change and 37.5% 3 of 8 have declined¹.

Embracing Growth & Enabling Infrastructure

Performance Indicator	Q4 2021/22				
	Value	Target	Status	Short Trend (Last Quarter)	Long Trend (Last Year)
Percentage of priority 1 enforcement cases dealt with in time	100%	95%			
Percentage of Priority 2 enforcement cases dealt with in time	94.21%	90%			
Number of enforcement complaints received	122				

¹ PIs rated N/A are not included in the summary calculations.

Performance Indicator	Q4 2021/22				
	Value	Target	Status	Short Trend (Last Quarter)	Long Trend (Last Year)
Processing of planning applications: Major applications (NI 157a)	91.67%	90%			
Processing of planning applications: Minor applications (NI 157b)	96.30%	95%			
Processing of planning applications: Other applications (NI 157c)	99.21%	98%			
Number of affordable homes delivered (Gross)	64	50			
Affordable homes as a percentage of all new homes	Annual KPI				
Net additional homes provided (NI 154)	Annual KPI				

	Open planning enforcement cases (as of the start of each month)				
	Value	Target	Status	Short Trend (Last Month)	Long Trend (Last Year)
January 2022	408				
February 2022	400				
March 2022	378				

**Planning Enforcement Caseload
March 2020 – March 2022**

Planning Enforcement Caseload

