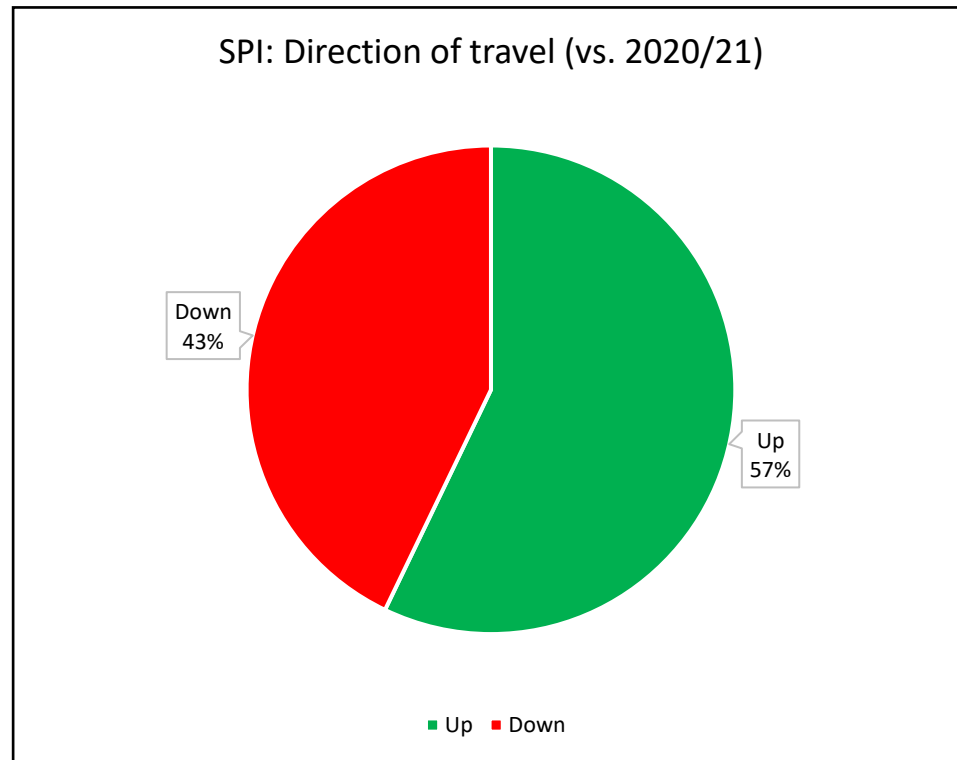
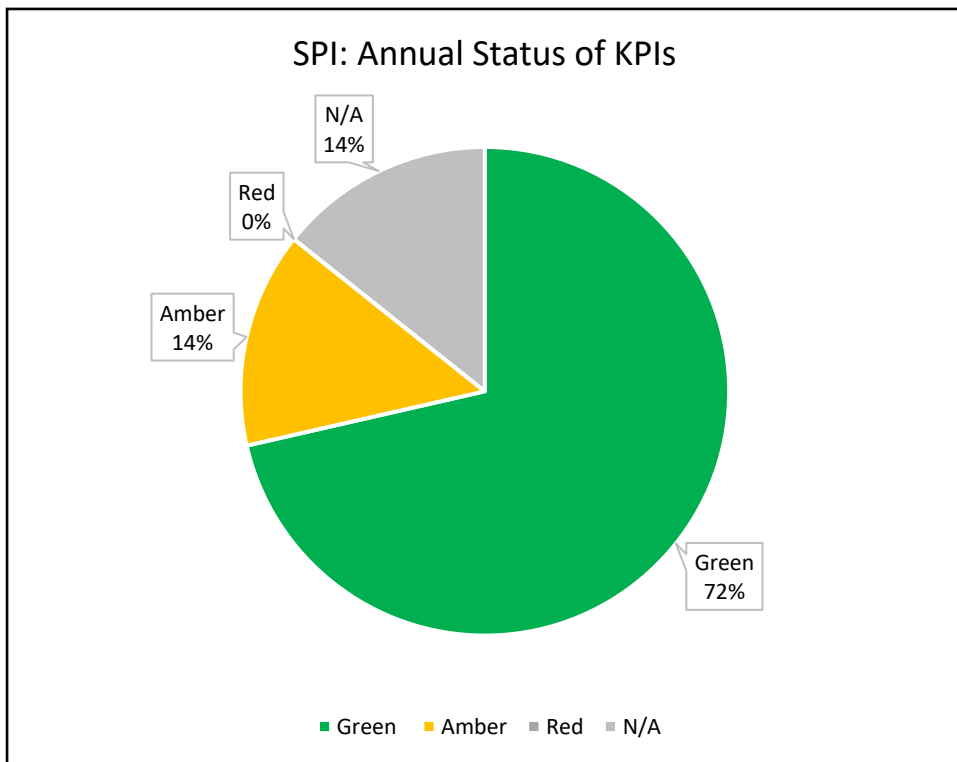

















SPI: Part B – 2021/2022 End of Year Outturn

Embracing Growth & Enabling Infrastructure

Annual Performance of KPIs



Indicator	Q1 2021/22	Q2 2021/22	Q3 2021/22	Q4 2021/22	Annual 2021/22	Annual Target 2021/22	Annual Status	Direction of travel (Last Year)
Percentage of priority 1 enforcement cases dealt with in time	100%	100%	100%	100%	100%	95%		
Percentage of Priority 2 enforcement cases dealt with in time	73.79%	87.42%	91.21%	94.21%	85.85%	90%		
Number of enforcement complaints received	148	162	93	122	525			
Number of affordable homes delivered (Gross)	150	117	59	64	390	180		
Processing of planning applications: Major applications (NI 157a)	92.86%	88.89%	87.50%	91.67%	90%	90%		
Processing of planning applications: Minor applications (NI 157b)	97.12%	96.64%	94.44%	96.30%	96.13%	95%		
Processing of planning applications: Other applications (NI 157c)	100%	99.44%	99.12%	99.21%	99.45%	98.00%		

Notes

- Direction of travel for targeted performance indicators shows if performance has improved or declined. For data only performance indicators direction of travel shows if there has been an increase or decrease in volume.
- Data collection is ongoing for '**New additional homes provided (NI 154)**'. Data used to calculate the new additional homes provided relies on information generated from the annual Housing Information Audit and collected through site visits. The target for this is 883 in 2021/22. The annual survey is close to completion and its findings will be reported in late summer.
- The target '**Affordable homes as a percentage of all new homes**' is an annual figure, calculated using the figures from the '**Net additional homes provided (NI 154)**' and '**Number of affordable homes delivered (Gross)**'. The '**Number of affordable homes delivered (Gross)**' annual figure for 2021/22 is 390, which is made up of 121 shared ownership homes delivered (gross) and 269 social rented homes delivered (gross). The target for 2021/22 for the '**Affordable homes as a percentage of all new homes**' is 20%. This indicator will be updated when the finding for **New additional homes provided (NI 154)** are published later this year.

Summary of 2021/22 year

Comments from the Head of Planning:

The COVID-19 pandemic and resourcing have had an impact on productivity, most notable in Planning Enforcement. Despite these hurdles throughout the year, performance standards remain high.

Similarly, strong performance has been maintained and improved with regards to both 'major' and 'other' applications.

There were no performance indicators this year for the Strategic Policy Team, but significant progress has been made with the Local Plan Review in that this has been submitted to the Planning Inspectorate.

The Building Control Team has continued to perform well and in a cost-effective manner.