





















All Authorities - Licensing - Percentage of renewal invitations sent out by deadline

Authority	Q1 2021/22			Q2 2021/22			Q3 2021/22			Q4 2021/22			2021/22		
	Value	Target	Status	Value	Target	Status	Value	Target	Status	Value	Target	Status	Value	Target	Status
SEVENOAKS	100%	95%		100%	95%		95.45%	95%		100%	95%		98.61%	95%	
MAIDSTONE	99.10%	95%		100.00%	95%		99.33%	95%		100.00%	95%		99.65%	95%	
BEXLEY	100%	95%		100%	95%		100%	95%		100%	95%		100%	95%	
TUNBRIDGE WELLS	100%	95%		98.4%	95%		91.53%	95%		100%	95%		96.9%	95%	

All Authorities - Number of renewals

Authority **Sevenoaks**

	No. sent within deadlines	No. of renewal invitations
Q1 2021/22	147	147
Q2 2021/22	164	164
Q3 2021/22	231	242
Q4 2021/22	236	236
2021/22	778	789

Authority **Maidstone**

	No. sent within deadlines	No. of renewal invitations
Q1 2021/22	110	111
Q2 2021/22	115	115
Q3 2021/22	149	150
Q4 2021/22	192	192
2021/22	566	568





















Authority **Bexley**

	No. sent within deadlines	No. of renewal invitations
Q1 2021/22	57	57
Q2 2021/22	46	46
Q3 2021/22	62	62
Q4 2021/22	75	75
2021/22	240	240

Authority **Tunbridge Wells**

	No. sent within deadlines	No. of renewal invitations
Q1 2021/22	150	150
Q2 2021/22	184	187
Q3 2021/22	227	248
Q4 2021/22	190	190
2021/22	751	775

All Authorities - Licensing - Percentage of valid personal licenses processed within 14 working days

Authority	Q1 2021/22			Q2 2021/22			Q3 2021/22			Q4 2021/22			2021/22		
	Value	Target	Status	Value	Target	Status	Value	Target	Status	Value	Target	Status	Value	Target	Status
MAIDSTONE	96.55%	95%		94.74%	95%		100.00%	95%		100.00%	95%		97.75%	95%	
SEVENOAKS	100%	95%		95.45%	95%		100%	95%		100%	95%		98.44%	95%	
BEXLEY	96.3%	95%		96.67%	95%		100%	95%		100%	95%		98.41%	95%	
TUNBRIDGE WELLS	100%	95%		100%	95%		100%	95%		92.31%	95%		98.39%	95%	

All Authorities - Number of valid personal licences processed in 14 days

Authority SEVENOAKS

	No. processed within two weeks	Total number of licences
Q1 2021/22	12	12
Q2 2021/22	21	22
Q3 2021/22	18	18
Q4 2021/22	12	12
2021/22	63	64

Authority MAIDSTONE

	No. processed within two weeks	Total number of licences
Q1 2021/22	28	29
Q2 2021/22	18	19
Q3 2021/22	22	22
Q4 2021/22	19	19
2021/22	87	89





















Authority BEXLEY

	No. processed within two weeks	Total number of licences
Q1 2021/22	26	27
Q2 2021/22	29	30
Q3 2021/22	40	40
Q4 2021/22	29	29
2021/22	124	126

Authority TUNBRIDGE WELLS

	No. processed within two weeks	Total number of licences
Q1 2021/22	19	19
Q2 2021/22	16	16
Q3 2021/22	14	14
Q4 2021/22	12	13
2021/22	61	62

All Authorities - Licensing - Percentage of unopposed applications for new and variation of premises licences processed within two calendar months

Authority	Q1 2021/22			Q2 2021/22			Q3 2021/22			Q4 2021/22			2021/22		
	Value	Target	Status	Value	Target	Status	Value	Target	Status	Value	Target	Status	Value	Target	Status
MAIDSTONE	100%	95%		100%	95%		100%	95%		100%	95%		100%	95%	
SEVENOAKS	100%	95%		100%	95%		100%	95%		100%	95%		100%	95%	
BEXLEY	100%	95%		100%	95%		100%	95%		100%	95%		100%	95%	
TUNBRIDGE WELLS	100%	95%		100%	95%		100%	95%		100%	95%		100%	95%	

Code	LPI_LIC 03(s) number of unopposed applications for new and variation of premises licences processed within two calendar months
-------------	---

	No. processed within 2 months	Total applications received
Q1 2021/22	4	4
Q2 2021/22	6	6
Q3 2021/22	7	7
Q4 2021/22	5	5
2021/22	22	22

Code	LIC 026
-------------	----------------

	No. processed within 2 months	Total applications received
Q1 2021/22	9	9
Q2 2021/22	23	23
Q3 2021/22	15	15
Q4 2021/22	15	15
2021/22	62	62





















Code	LPI_LIC 03(B)
-------------	----------------------

	No. processed within 2 months	Total applications received
Q1 2021/22	11	11
Q2 2021/22	12	12
Q3 2021/22	11	11
Q4 2021/22	8	8
2021/22	42	42

Code	LPI_LIC 03(TW)
-------------	-----------------------

	No. processed within 2 months	Total applications received
Q1 2021/22	12	12
Q2 2021/22	15	15
Q3 2021/22	14	14
Q4 2021/22	6	6
2021/22	47	47

All Authorities - Licensing - Percentage of valid temporary event notices processed within one working day of receipt

Authority	Q1 2021/22			Q2 2021/22			Q3 2021/22			Q4 2021/22			2021/22		
	Value	Target	Status	Value	Target	Status	Value	Target	Status	Value	Target	Status	Value	Target	Status
SEVENOAKS	95.45%	95%		100%	95%		97.83%	95%		100%	95%		98.66%	95%	
MAIDSTONE	96.08%	95%		100.00%	95%		95.88%	95%		100.00%	95%		98.10%	95%	
BEXLEY	100%	95%		100%	95%		97.25%	95%		100%	95%		98.99%	95%	
TUNBRIDGE WELLS	95.83%	95%		98.68%	95%		98.85%	95%		100%	95%		98.6%	95%	

All Authorities - Number of temporary event notices

Authority SEVENOAKS

	No. processed in one working day	Total no. event notices received
Q1 2021/22	42	44
Q2 2021/22	86	86
Q3 2021/22	90	92
Q4 2021/22	76	76
2021/22	294	298

Authority MAIDSTONE

	No. processed in one working day	Total no. event notices received
Q1 2021/22	49	51
Q2 2021/22	105	105
Q3 2021/22	93	97
Q4 2021/22	63	63
2021/22	310	316
















Authority BEXLEY

	No. processed in one working day	Total no. event notices received
Q1 2021/22	47	47
Q2 2021/22	72	72
Q3 2021/22	106	109
Q4 2021/22	68	68
2021/22	293	296

Authority TUNBRIDGE WELLS

	No. processed in one working day	Total no. event notices received
Q1 2021/22	46	48
Q2 2021/22	75	76
Q3 2021/22	86	87
Q4 2021/22	75	75
2021/22	282	286

All Authorities - Licensing - Percentage of driver and operator licenses issued within 12 days of validation

Authority	Q1 2021/22			Q2 2021/22			Q3 2021/22			Q4 2021/22			2021/22		
	Value	Target	Status	Value	Target	Status	Value	Target	Status	Value	Target	Status	Value	Target	Status
SEVENOAKS	96%	90%		100%	90%		100%	90%		100%	90%		99.24%	90%	
MAIDSTONE	100.00%	90%		100.00%	90%		95.83%	90%		100.00%	90%		98.73%	90%	
TUNBRIDGE WELLS	100%	90%		88%	90%		100%	90%		97.37%	90%		97.16%	90%	

All Authorities - Number of driver and operator licenses issued

Authority LPI_LIC 05(s)

	No issued within 12 days	Total no licenses issued
Q1 2021/22	24	25
Q2 2021/22	29	29
Q3 2021/22	41	41
Q4 2021/22	36	36
2021/22	130	131

Authority LIC 022

	No issued within 10 days	Total no licenses issued
Q1 2021/22	26	26
Q2 2021/22	16	16
Q3 2021/22	23	24
Q4 2021/22	13	13
2021/22	78	79

Authority LPI_LIC 05(TW)

	No issued within 12 days	Total no licenses issued
Q1 2021/22	22	22
Q2 2021/22	22	25
Q3 2021/22	56	56
Q4 2021/22	37	38
2021/22	137	141

All Authorities - Licensing MPs - Premises compliance

Authority	Q1 2021/22			Q2 2021/22			Q3 2021/22			Q4 2021/22			2021/22		
	Value	Target	Status	Value	Target	Status	Value	Target	Status	Value	Target	Status	Value	Target	Status
SEVENOAKS	65	45		63	45		63	45		72	45		263	180	
MAIDSTONE	39	20		28	20		84	20		61	20		212	80	
BEXLEY	146	90		157	90		195	90		120	90		618	360	
TUNBRIDGE WELLS	35	45		60	45		106	45		40	45		241	180	

All Authorities - Licensing MPs - Taxi compliance

Authority	Q1 2021/22			Q2 2021/22			Q3 2021/22			Q4 2021/22			2021/22		
	Value	Target	Status	Value	Target	Status	Value	Target	Status	Value	Target	Status	Value	Target	Status
MAIDSTONE	15	20		4	20		25	20		46	20		90	80	
SEVENOAKS	69	45		88	45		99	45		71	45		327	180	
TUNBRIDGE WELLS	104	45		98	45		97	45		115	45		414	180	

All Authorities - Licensing MPIs - Percentage of Hackney Carriage, Private Hire driver and Driver & Operator licenses issued within 12 days of validation

Authority	Q1 2021/22			Q2 2021/22			Q3 2021/22			Q4 2021/22			2021/22		
	Value	Target	Status	Value	Target	Status	Value	Target	Status	Value	Target	Status	Value	Target	Status
MAIDSTONE HC	100.00%	90%		100.00%	90%		100.00%	90%		100.00%	90%		100.00%	90%	
SEVENOAKS HC	100%	90%		100%	90%		100%	90%		100%	90%		100%	90%	
SEVENOAKS PH	100%	90%		100%	90%		100%	90%		100%	90%		100%	90%	
SEVENOAKS OPERATORS	75%	90%		100%	90%		100%	90%		100%	90%		95.65%	90%	
MAIDSTONE DRIVER/OPERATORS	100.00%	90%		100.00%	90%		95.83%	90%		100.00%	90%		98.73%	90%	
TUNBRIDGE WELLS DUAL DRIVERS	100%	90%		90%	90%		100%	90%		96.88%	90%		97.37%	90%	
TUNBRIDGE WELLS DRIVER/OPERATORS	100%	90%		80%	90%		100%	90%		100%	90%		96.3%	90%	
MAIDSTONE DUAL DRIVER	100%	90%		100%	90%		100%	90%		100%	90%		100%	90%	

All Authorities - Number of Hackney Carriage, Private Hire driver and Driver & Operator licenses issued

Authority SEVENOAKS HACKNEY CARRIAGE & DUAL DRIVERS

	No issued within 12 days	Total no licenses issued
Q1 2021/22	16	16
Q2 2021/22	20	20
Q3 2021/22	17	17
Q4 2021/22	18	18
2021/22	71	71

Authority SEVENOAKS PRIVATE HIRE DRIVERS

	No issued within 12 days	Total no licenses issued
Q1 2021/22	5	5
Q2 2021/22	5	5
Q3 2021/22	17	17
Q4 2021/22	10	10
2021/22	37	37

Authority SEVENOAKS OPERATORS

	No issued within 12 days	Total no licenses issued
Q1 2021/22	3	4
Q2 2021/22	4	4
Q3 2021/22	7	7
Q4 2021/22	8	8
2021/22	22	23

Authority MAIDSTONE DRIVER & OPERATOR LICENCES

	No issued within 10 days	Total no licenses issued
Q1 2021/22	26	26
Q2 2021/22	16	16
Q3 2021/22	23	24
Q4 2021/22	13	13
2021/22	78	79

Authority MAIDSTONE HACKNEY CARRIAGE DRIVERS

	No issued within 10 days	Total no licenses issued
Q1 2021/22	7	7
Q2 2021/22	5	5
Q3 2021/22	7	7
Q4 2021/22	3	3
2021/22	22	22

Authority MAIDSTONE DUAL DRIVERS

	No issued within 10 days	Total no licenses issued
Q1 2021/22	15	15
Q2 2021/22	8	8
Q3 2021/22	11	11
Q4 2021/22	6	6
2021/22	40	40
















Authority TUNBRIDGE WELLS DRIVERS & OPERATORS

	No issued within 12 days	Total no licenses issued
Q1 2021/22	22	22
Q2 2021/22	22	25
Q3 2021/22	56	56
Q4 2021/22	37	38
2021/22	137	141

Authority TUNBRIDGE WELLS DUAL DRIVERS

	No issued within 10 days	Total no licenses issued
Q1 2021/22	18	18
Q2 2021/22	18	20
Q3 2021/22	44	44
Q4 2021/22	31	32
2021/22	111	114

All Authorities - Percentage of continuation fees invoices issued 1 month in advance of fee being due

Authority	Q1 2021/22			Q2 2021/22			Q3 2021/22			Q4 2021/22			2021/22		
	Value	Target	Status	Value	Target	Status	Value	Target	Status	Value	Target	Status	Value	Target	Status
SEVENOAKS	100%	95%		99.46%	95%		100%	95%		100%	95%		99.75%	95%	
MAIDSTONE	100%	95%		100%	95%		100%	95%		100%	95%		100%	95%	
TUNBRIDGE WELLS	100%	95%		99.55%	95%		100%	95%		100%	95%		99.79%	95%	

All Authorities - Continuation fees invoices issued

Authority SEVENOAKS

	No of invoices sent by due date	No of invoices due
Q1 2021/22	114	114
Q2 2021/22	184	185
Q3 2021/22	54	54
Q4 2021/22	46	46
2021/22	398	399
















Authority MAIDSTONE

	No of invoices sent by due date	No of invoices due
Q1 2021/22	97	97
Q2 2021/22	254	254
Q3 2021/22	102	102
Q4 2021/22	92	92
2021/22	545	545

Authority TUNBRIDGE WELLS

	No of invoices sent by due date	No of invoices due
Q1 2021/22	123	123
Q2 2021/22	220	221
Q3 2021/22	65	65
Q4 2021/22	76	76
2021/22	484	485

All Authorities - Continuation fees not received and action taken within a month of overdue date

Authority	Q1 2021/22			Q2 2021/22			Q3 2021/22			Q4 2021/22			2021/22		
	Value	Target	Status	Value	Target	Status	Value	Target	Status	Value	Target	Status	Value	Target	Status
SEVENOAKS	100%	95%		100%	95%		100%	95%		100%	95%		100%	95%	
MAIDSTONE	100%	95%		100%	95%		100%	95%		100%	95%		100%	95%	
TUNBRIDGE WELLS	100%	95%		100%	95%		100%	95%		100%	95%		100%	95%	

All Authorities - Renewal Fees

Authority SEVENOAKS

	no of renewal fees not received	action within month of due date
Q1 2021/22	11	11
Q2 2021/22	17	17
Q3 2021/22	25	25
Q4 2021/22	21	21
2021/22	74	74
















Authority MAIDSTONE

	no of renewal fees not received	action within month of due date
Q1 2021/22	20	20
Q2 2021/22	24	24
Q3 2021/22	51	51
Q4 2021/22	20	20
2021/22	115	115

Authority TUNBRIDGE WELLS

	no of renewal fees not received	action within month of due date
Q1 2021/22	12	12
Q2 2021/22	19	19
Q3 2021/22	39	39
Q4 2021/22	22	22
2021/22	92	92

All Authorities - Action after suspension

Authority	Q1 2021/22			Q2 2021/22			Q3 2021/22			Q4 2021/22			2021/22		
	Value	Target	Status	Value	Target	Status	Value	Target	Status	Value	Target	Status	Value	Target	Status
MAIDSTONE	100%	95%		100%	95%		100%	95%		100%	95%		100%	95%	
SEVENOAKS	100%	95%		100%	95%		100%	95%		100%	95%		100%	95%	
TUNBRIDGE WELLS	100%	95%		100%	95%		100%	95%		100%	95%		100%	95%	

All Authorities - Action after suspension - resolved

Authority SEVENAOKS

	Number resolved	Number needed resolving
Q1 2021/22	7	7
Q2 2021/22	12	12
Q3 2021/22	16	16
Q4 2021/22	8	8
2021/22	43	43






Authority MAIDSTONE

	Number resolved	Number needed resolving
Q1 2021/22	5	5
Q2 2021/22	6	6
Q3 2021/22	15	15
Q4 2021/22	11	11
2021/22	37	37

Authority TUNBRIDGE WELLS

	Number resolved	Number needed resolving
Q1 2021/22	15	15
Q2 2021/22	21	21
Q3 2021/22	23	23
Q4 2021/22	9	9
2021/22	68	68

Bexley - Percentage of unopposed applications for new and variation of Special treatments licences processed within 2 calendar months (from date of validation to issue date) (LBB & Hub)

Authority	Q1 2021/22			Q2 2021/22			Q3 2021/22			Q4 2021/22			2021/22		
	Value	Target	Status	Value	Target	Status	Value	Target	Status	Value	Target	Status	Value	Target	Status
BEXLEY	93.75%	95%		96.15%	95%		100%	95%		100%	95%		96.92%	95%	

Bexley – Special Treatment applications

Authority	MPI_LIC 09(B) bexley	
------------------	----------------------	--

	No. processed within 2 months	Total applications received
Q1 2021/22	45	48
Q2 2021/22	25	26
Q3 2021/22	26	26
Q4 2021/22	30	30
2021/22	126	130