

AGENDA

COMMUNITY, ENVIRONMENT AND HOUSING OVERVIEW AND SCRUTINY COMMITTEE MEETING (ACTING AS THE CRIME AND DISORDER OVERVIEW AND SCRUTINY COMMITTEE)



Overview and Scrutiny

Date: Tuesday 14 October 2014
Time: 6.30 pm
Venue: Town Hall, High Street, Maidstone

Membership:

Councillors: Mrs Joy, D Mortimer (Vice-Chairman), Munford,
Mrs Parvin, Round, Sargeant, Mrs Stockell, B Watson
and J.A. Wilson (Chairman)

Page No.

1. **The Committee to consider whether all items on the agenda should be web-cast**
2. **Apologies**
3. **Notification of Substitute Members**
4. **Notification of Visiting Members**
5. **Disclosures by Members and Officers**
6. **To consider whether any items should be taken in private because of the possible disclosure of exempt information**
7. **Minutes of the Crime and Disorder Overview and Scrutiny Committee meeting held on 11 February 2014**

1 - 5

The minutes of the meeting held on 11 February 2014 have already been approved and are attached for information only

8. **Safer Maidstone Partnership (SMP) Update**

Interviews with Alison Broom, Chair of SMP and Chief

Continued Over/:

Issued on 1 October 2014

Alison Broom

**Alison Broom, Chief Executive, Maidstone Borough Council,
Maidstone House, King Street, Maidstone Kent ME15 6JQ**

Executive, Maidstone Borough Council, and Simon Wilson, Vice Chair of SMP and Chief Inspector, Kent Police

9. Annual Strategic Assessment and Community Safety Partnership Plan

6 - 19

Interview with John Littlemore, Head of Housing and Community Services

Report attached for consideration

10. Priority Sub-Group Update - Road Safety

Interviews with Steve Horton, Road Safety Team, Kent County Council, and Stuart Tickle, Kent Fire and Rescue Service

11. Priority Sub-Group Update - Night Time Economy Violent Crime

Interview with Inspector Jody Gagan-Cook, Kent Police

12. Priority Sub-Group Update - Street Population Task and Finish Group

Interviews with Will Myers, Street Outreach Housing Officer, and Kim Flain, Team Leader at Crime Reduction Initiatives

The reports included in Part I of this agenda can be made available in **alternative formats**. For further information about this service, or to arrange for special facilities to be provided at the meeting, **please contact Tessa Mallett on 01622 602524**. To find out more about the work of the Overview and Scrutiny Committees, please visit www.maidstone.gov.uk/osc

MAIDSTONE BOROUGH COUNCIL

Community, Leisure Services and Environment Overview & Scrutiny Committee (acting as the Crime and Disorder Overview and Scrutiny)

MINUTES OF THE MEETING HELD ON TUESDAY 11 FEBRUARY 2014

Present: Councillor Mrs Blackmore (Chairman), and
Councillors Brindle, Mrs Joy, Mrs Parvin, Vizzard and
Yates

Also Present: Councillor JA Wilson

88. MEETING CHAIRMAN

RESOLVED: That Councillor Mrs Joy (Vice Chair) act as Chairman of the meeting until the arrival of Councillor Mrs Blackmore.

89. THE COMMITTEE TO CONSIDER WHETHER ALL ITEMS ON THE AGENDA SHOULD BE WEB-CAST

RESOLVED: That all items on the agenda be web-cast.

90. APOLOGIES

It was noted that apologies had been received from Councillors Mrs Gibson and Mrs Mannering.

91. NOTIFICATION OF SUBSTITUTE MEMBERS

There were no Substitute Members.

92. NOTIFICATION OF VISITING MEMBERS/WITNESSES

Councillor JA Wilson, Chair of the Safer Maidstone Partnership, attended the meeting as a witness.

John Littlemore, Head of Housing and Community Services and Sarah Robson, Community Partnerships Manager both attended the meeting as witnesses.

David Joyner, Transport and Safety Policy Manager for Kent County Council Highways and Transportation and Stephen Horton, Chair of the

Safer Maidstone Partnership Road Safety Sub-Group both sent their apologies.

93. DISCLOSURES BY MEMBERS AND OFFICERS

There were no disclosures.

94. TO CONSIDER WHETHER ANY ITEMS SHOULD BE TAKEN IN PRIVATE BECAUSE OF THE POSSIBLE DISCLOSURE OF EXEMPT INFORMATION

RESOLVED: That all items on the agenda be taken in public as proposed.

95. MINUTES OF THE MEETING HELD ON 29 OCTOBER 2013.

RESOLVED: That the minutes of the meeting held on 29 October 2013 be approved as a correct record and duly signed.

96. DRAFT ROAD CASUALTY REDUCTION STRATEGY FOR KENT CONSULTATION.

The Chairman welcomed to the meeting:


- Councillor John Wilson, Chair of the Safer Maidstone Partnership
- John Littlemore, Head of Housing and Community Services
- Sarah Robson, Community Partnerships Manager.

It was noted the Community, Leisure Services and Environment Overview and Scrutiny Committee had a statutory role to act as the Crime and Disorder Overview and Scrutiny Committee in line with Maidstone's protocols for Crime and Disorder Reduction Partnership Overview and Scrutiny.

It was explained the SMP's priorities include Road Safety. It was in this capacity the Committee considered a joint response to Kent County Council's Draft Road Safety Casualty Reduction Strategy 2014-2020.

In the absence of David Joyner (KCC), Sarah Robson provided the Committee with an overview of the strategy explaining the strategy uses the latest data available to improve how all the districts and partners work together to reduce deaths on Kent's roads. The strategy uses a Public Health approach to road casualty reduction by focussing on four key approaches to the prevention of road accidents:

- Education
- Enforcement
- Engineering
- Engagement and partnership working



Maidstone Borough Council's view would be to support these four priorities through the Safer Maidstone Partnership and the sub group focussing on killed or seriously injured (KSI). The strategy supports a national framework to produce an action plan to extend education and training for motorist. The package of measures would focus on the worst offenders based on tightening up enforcement and might include:

- Increased penalty fines from £60 to £100
- The introduction of a new drug driving offence
- Portable roadside testing to aid and speed up enforcement
- Increased road safety messages in the driver theory test
- Revised guidance for local authority in setting speed limits
- New post driver qualifying web site
- Increasing the national driver diversionary scheme education offering

During discussions and questioning the Committee raised the following concerns and comments:

- No smaller groups were mentioned in the report. The Committee agreed it was important for key local groups to have a voice and be involved in what is happening regarding road safety in Kent
- The figures for the number of people killed on Kent's roads had no detail of the number of road deaths by local district, and;
- There was no mention in the strategy of enforcement or penalty measures for cyclists who cycled on Kent's roads without lights at night, without a helmet etc.

RESOLVED: That:

The statistics on accidents involving cyclists presented to the Crime and Disorder Overview and Scrutiny Committee by Inspector Bumpas of Kent Police in January 2013 be circulated to members of the Committee.

The Chairman and Vice Chairman meet separately with David Joyner and/or Stephen Horton from Kent County Council to discuss the points raised by the Committee before submitting the Committee's response to the consultation, and;

Based on the outcomes of the meeting with David Joyner and/or Stephen Horton, the Chairman and Vice Chairman, or if it is not possible to arrange the meeting, submit the following responses on behalf of the Committee into the consultation before the deadline of 24 February 2014:

- a. The Committee requested the borough view be taken into account through the consultation process and the Committee are kept informed of any changes to the strategy through the Safer Maidstone Partnership and the sub group for road safety;

INITIALS



- b. The Committee requested the data on the number of deaths on Kent's road reflect the numbers separately for all 12 districts
- c. The Committee asked what enforcement measures for cyclist would be included in the strategy

Councillor Blackmore took over as Chairman of the meeting.

97. MAIDSTONE COMMUNITY SAFETY PARTNERSHIP PLAN 2013 - 2018

The Maidstone Community Safety Partnership Plan 2013-2018 will be delivered by the Community Partnerships unit, which incorporates the Community Safety, Housing and Community Development teams and statutory partners Kent Police, Kent County Council, Kent Fire and Rescue Service and Kent Probation.

The Plan provides a strategic framework to deliver the priorities, which have been reviewed and determined using evidenced based information, including comparative country-wide performance figures, through the annual strategic assessment.

The plan is refreshed annually and was brought to the Committee as part process for the Council's policy framework, the original being endorsed by Full Council last year. Sarah Robson explained the final version of the plan will be presented to Full Council in April 2013 for approval.


Sarah Robson gave the Committee an overview of the refresh of the Plan and highlighted organisational changes are at a local and national level. The Police and Crime Commissioner for Kent has agreed population based funding for the borough of £38,449 for the financial year 2014-2015. This commitment has been made for the next three years based on the priorities for Kent, but will be top sliced by approximately 4% year on year. This funding will support the plans reviewed priorities and will be used to fund projects with defined deliverable outcomes.

The priority concerns for 2014-15 will be:

- Antisocial Behaviour
- Substance misuse including alcohol
- Violent crime around Domestic Abuse
- Violent crime – night time economy (in particular against the person)
- Reducing reoffending
- Road safety.

All the above have been agreed by the various sub groups as a refresh to the plan.

Following discussion the Committee:



RESOLVED: That the following recommendations be taken into consideration when developing the final plan that goes to Full Council in 23 April 2013:

- a. Table 3.1 - 'Annual Changes - 3 year time series' table to include the number of PNDs issued
- b. Chart 1 - 'Strategic Assessment - Policy and Strategy linkages' diagram be reviewed and amended to show accuracy in dates, group titles and reporting lines
- c. 'The Perceptions of Crime - Overview figures' shown in section 3.2 are shown as figures rather than percentages; and
- d. Good news items are included in the quarterly Maidstone Borough Council community newsletter and the Borough update.

98. REFRESH OF MAIDSTONE PROTOCOLS FOR CRIME AND DISORDER REDUCTION PARTNERSHIP OVERVIEW AND SCRUTINY.

The Committee and Chair and Lead Officer from the Safer Maidstone Partnership consider the proposed revisions and any additional revisions put forward to the Maidstone Protocols for Crime and Disorder Reduction Partnership Overview and Scrutiny as set out in Appendix A of agenda item 10 and agree a final version.

The Committee considered the revisions to the document and agreed the document should include a paragraph that mentions the attendance of the Kent Police Authority at meetings where community safety matters are being considered.

RESOLVED: That the Committee recommend the revisions to the Maidstone Protocols for the Crime and Disorder Reductions Partnership Overview and Scrutiny as set out in Appendix A be agreed by full Council. The Committee also recommend the inclusion of the following paragraph:

'Maidstone's Crime and Disorder Overview and Scrutiny Committee will invite the Kent Police Authority to attend committee meetings when items on community safety are being considered.'

Annette Bachman
11.3.14

Agenda Item 9

Maidstone Borough Council

Community, Environment and Housing Overview and Scrutiny Committee (Acting as the Crime and Disorder OSC)

Tuesday 14 October 2014

Annual Strategic Assessment and Community Safety Partnership Plan

While reading the following report you may want to think about:

- What you want to know from the report;
- What questions you would like answered.

Make a note of your questions in the box below.

As you read the report you may think of other questions .

Questions I would like to ask regarding this report:

-
-
-
-
-

MAIDSTONE BOROUGH COUNCIL

**COMMUNITY, ENVIRONMENT AND HOUSING
OVERVIEW AND SCRUTINY COMMITTEE**

**Acting as the Crime and Disorder Overview and Scrutiny
Committee**

TUESDAY 14 OCTOBER 2014

**REPORT OF THE HEAD OF HOUSING AND COMMUNITY
SERVICES**

Report prepared by Sarah Robson

**1. ANNUAL STRATEGIC ASSESSMENT AND COMMUNITY SAFETY
PARTNERSHIP PLAN**

1.1 Issue for Consideration

1.1.1 To note the process by which the Safer Maidstone Partnership produces its annual Community Safety Partnership rolling plan, which is informed by an annual Strategic Assessment.

1.2 Recommendation of the Head of Housing and Community Services

1.2.1 That the Committee note the process and timetable by which the Safer Maidstone Partnership produces its annual Strategic Assessment and rolling plan and agree a date for the draft documentation to be presented to the Committee in March 2015.

1.3 Reasons for Recommendation

1.3.1 The Community Safety Partnership Plan 2013-2018 is refreshed annually and forms part of the Council's Policy Framework Documents.

1.3.2 The original Plan was endorsed by full Council last year and again, this year, will follow the appropriate authorisation channels, including presentations to Overview and Scrutiny, Corporate Leadership Team, Cabinet and finally full Council in April 2015.

1.4 Alternative Action and why not Recommended

1.4.1 The Borough Council could choose not to produce a Plan, however this is not recommended as the Community Safety Partnership Plan discharges the council's statutory requirement to produce a plan for community safety.

1.5 Impact on Corporate Objectives

1.5.1 The Community Safety Partnership Plan will contribute to the delivery of the Strategic Plan priorities; For Maidstone to be a decent place to live and Corporate and Customer Excellence. In addition, the Community Safety Partnership Plan supports the delivery of two out of three cross cutting objectives within the Borough Council's Community Development Strategy; Tackling Disadvantage and Building Stronger Communities.

1.6 Other Implications

1.6.1

1.	Financial	X
2.	Staffing	X
3.	Legal	X
4.	Equality Impact Needs Assessment	X
5.	Environmental/Sustainable Development	
6.	Community Safety	X
7.	Human Rights Act	
8.	Procurement	
9.	Asset Management	

1.6.2 Financial – From 2013/14, all Community Safety Grant funding is allocated directly to the Police and Crime Commissioner (PCC) who uses this money to target her identified priorities and support the ongoing delivery of the Crime Plans. However, the plans and strategies detailed within the plan cover a wide range of services provided by the Council and partner agencies with the majority of activity being either

mainstream funded or funded via other grants or allocations not directly allocated to community safety.

1.6.3 Staffing – The priorities within the Plan cross cut the agencies that make up the Safer Maidstone Partnership. Delivery against the priorities will be via mainstream activity and any grant funding that the borough is able to secure, including this year’s Community Safety Grant allocation.

1.6.4 Legal – Sections 5 to 7 of the Crime and Disorder Act 1998 (the 1998 Act), headed “Crime and Disorder Strategies”, require “responsible authorities” to comply with section 6 of the 1998 Act which states that “responsible authorities” shall formulate and implement;

- a) A strategy for the reduction of crime and disorder in the area; and
- b) A strategy for combating the misuse of drugs, alcohol and other substances in the area; and
- c) A strategy for the reduction of re-offending in the area.

By virtue of section 5(1)(a) of the 1998 Act, the Council is the “responsible authority”.

By completing an annual refresh of the Community Safety Plan based on the findings of a comprehensive Strategic Assessment, Maidstone is fulfilling its statutory requirement.

There are reputational, environmental, economical and legal risks to the Council for not pro-actively pursuing an improvement in crime and disorder levels. The recommendations in this report recognise the importance of constructive dialogue with the partner organisations comprising the Community Safety Partnership and also the importance of coordinated and collaborative working.

Risk	Description	Action to avoid or mitigate risk
National and local publicity.	Could affect the public perception of crime and therefore impact upon performance in these key areas.	Ensure that we take all available opportunities to publicise good news stories.
Decreased Agency “buy in”.	Changes in leadership, staffing or resources could reduce the involvement of key agencies.	Ensure that agencies are aware of the impact of dis- engagement upon their own service delivery/performance. Ensure that strategic

		members of the Community Safety Partnership are made aware of any situation as it arises.
A wide range of CSP (Community Safety Partnership) objectives.	Means that the CSP may be spread too thin and not have the resources to deal with all aspects so there may be gaps in service.	Prioritisation based on Strategic Assessment.
Legislation	Government guidance could change focus for CSP.	CSP to maintain strong communication with LGA/Home Office in order anticipate changes.
Police and Crime Commissioner (PCC) plans.	In order to develop their plans the PCC must consult the public, in particular victims. The plan must also be scrutinised by the police and crime panel before it is issued, although there is no set timetable for this. 31 March is the deadline for PCCs to issue their police and crime plans.	Continued engagement with the PCC.

- 1.6.5 Equality implications – The benefits of delivery against the plan will apply across the Maidstone borough, although by adopting an evidence based approach more benefit should be felt in areas where identified problems are greatest.
- 1.6.6 Community Safety – The Community Safety team has been brought under the reporting line of the Community Partnerships unit, with a reduced number of staff. The focus will be strongly on preventative work while continuing to be co-located and working closely in partnership with the police and other community safety related partners.

1.7 Relevant Documents


1.7.1 Appendices

Appendix 1: Community Safety Partnership Plan and Strategic Assessment refresh

Appendix 2: Quarter 1 Crime Briefing

1.7.2 Background Documents

None

<u>IS THIS A KEY DECISION REPORT?</u>	<u>THIS BOX MUST BE COMPLETED</u>
Yes	No
	
	If yes, this is a Key Decision because:
	Wards/Parishes affected: All wards and parishes

Appendix 1
Safer Maidstone Partnership
The Crime and Disorder Reduction Partnership for Maidstone

Sarah Robson, Community Partnerships Manager
October 2014

The Safer Maidstone Partnership, the Crime and Disorder Reduction Partnership for Maidstone, brings together a number of agencies that can make an impact on reducing crime and anti-social behaviour in the Maidstone borough.

The Safer Maidstone Partnership has to produce an annual rolling plan, which is informed by an annual Strategic Assessment. This update for the Scrutiny committee outlines the steps in the process carried out so far and the timetable that the Safer Maidstone Partnership will follow.

Timetable

1. Strategic Assessment consultation

- Consultation will run with the Safer Maidstone Partnership, its sub-groups and other key partners from 1 January to 28 February 2015.
- Available on paper and on-line.

2. Strategic Assessment

- This document is produced annually by Maidstone Borough Council, and provides the evidence for the content of the next Community Safety Partnership Rolling Plan.
- It includes latest crime statistics, analysis, information gathered from neighbourhood panels, consultation responses as well as a commentary on how the CDRP task groups are performing.
- The document is still in draft format, but early analysis of Quarter 1 (April to June) crime data shows there has been a rise of 8.5% in the total number of crimes recorded in Maidstone, driven mainly by an increase in violence against the person, sexual offences and robbery. In most crime categories Maidstone has generally performed averagely when compared with its most similar group of CDRPs. A first quarter (April – June 2014) crime briefing is attached as Appendix 2.
- The Safer Maidstone Partnership will consider the first draft of the Strategic Assessment document at its meeting on 4 December 2014 and will then use it to set its priorities for 2015-2016. The final Strategic Assessment will be formally approved by the Safer Maidstone Partnership at its meeting on 5 March 2015.

3. Safer Maidstone Partnership Rolling Plan

- Written by Maidstone Borough Council during December 2014 – January 2015.
- Scheduled to be agreed by Safer Maidstone Partnership at its 5 March 2015 meeting.
- Scheduled for Council Cabinet March 2015 (date to be set)
- Scheduled for Council adoption April 2015 (date to be set)
- Launch and Distribution from May 2015 onwards

Appendix 2

Safer Maidstone Partnership The Crime and Disorder Reduction Partnership for Maidstone

Sarah Robson, Community Partnerships Manager
October 2014

Quarter 1 (April-June 2014) Crime Briefing

Please note: All data is sourced from the Kent Connects Safer Communities Portal. Unless stated otherwise all data relate to the period April to June 2014. Please note that the police have changed the way they assess performance with targets now based on anticipated crime volumes and a shift in focus from all recorded crime to victim-based crime. The figures in this briefing unless otherwise stated are for all recorded crime. In this briefing Kent refers to the twelve local authority district areas and does not include Medway UA.

1. Kent Districts (excl. Medway) – All crime

Overall, crime in Kent increased by 12.5% in Q1 April to June 2014 compared to the same period in 2013. This equates to 2,672 additional crimes in the first 3 months of 2014/15 compared to the same period last year, or 29 more crimes per day across Kent. Part of the increase can be attributable to improved recording methods introduced in 2013/14, and by a greater willingness to report crime, in particular domestic abuse.

2. Maidstone – All crime

In Maidstone, all crime rose by 8.5% from a total of 2,172 crimes in the 3 month period April - June 2013 to 2,357 in the same period in 2014, an extra 185 crimes or 2 crimes per day.

Victim-based crime in Maidstone rose in the first quarter of 2014/15 compared with the same period in 2013 by 7.5%, or 144 crimes (1.6 more crimes per day), whilst non-victim based crime (classified as drug offences, possession of weapons, public order offences), rose by 18.4% or 38 more crimes in the 3 month period.

The largest % rise was recorded for sexual offences up from 32 in the period April to June 2013 to 57 in 2014 – a rise of 78%. Other large rises were recorded for robbery (+45.5%), theft of pedal cycles (+47.6%) and theft from motor vehicles (+41%). However, the largest rise in numerical terms was for Violence Against the Person (VAP), which rose from 495 recorded incidents in the period April to June 2013 to 596 in the same period 2014, a rise of 20.4%.

3. Ward level summary

The majority of Maidstone wards (15 out of 26, or 58%), experienced increases in victim based crime over the period April to June 2014, compared with the same period in 2013.

The Wards which experienced the largest % rises in victim based crime over the period April to June 2014, compared with the same period in 2013, were Harrietsham & Lenham (from 35 to 77 crimes or +120.0%), Loose (from 8 to 15 crimes +87.5%), and Heath (from 53 to 87 crimes +64.1%). High Street ward experienced a rise of 90 crimes over the period April to June 2014, compared with the same period in 2013, an increase of 19.4%, although anti-social behaviour fell slightly by 1%.

Against these rises, there were notable decreases in victim based recorded crime in the following wards:

- Coxheath & Hunton – down 95.5%
- Leeds – down 91.6%
- Park Wood – down 6.0%
- Shepway North – down 24.1%
- Shepway South – down 53.5%

4. Outcomes – Victim based crime only (excl. Medway)

The table below shows the proportions of victim based crime, which result in a disposal or outcome. It compares Q1 2014/125 with Q1 in 2013/14 and Maidstone to the other 11 Kent Districts and shows that the percentage of victim-based crimes committed in Maidstone which result in an outcome is higher in terms of charges and cautions than the Kent average:

Disposal method	% of victim based crime resolved: Kent		% of victim-based crime resolved: Maidstone	
	Apr-June 2013/14	Apr-June 2014/15	Apr-June 2013/14	Apr-June 2014/15
Charged	13.2%	13.1%	15.0%	16.9%
Cautioned (Adult & Youth)	4.8%	3.3%	5.8%	4.8%
Taken into Consideration (TIC)	1.2%	0.5%	1.0%	0.1%
Penalty Notice for Disorder (PND)	1.5%	0.8%	1.8%	1.0%
Community Resolution	3.5%	2.0%	4.1%	2.8%
Total	24.2%	19.7%	27.7%	25.6%

5. Anti-social Behaviour April to June Q1 2010/11 to 2014/15, KCC including Medway and MBC

	Apr-June 2010/11	Apr-June 2011/12	Apr-June 2012/13	Apr-June 2013/14	Apr-June 2014/15	% change 2014/15 on 2013/14
KCC, including Medway	18,793	17,547	15,967	13,785	13,530	-1.9%
MBC	1,473	1,471	1,213	992	1,014	+2.2%

The number of antisocial behaviour incidents recorded in Maidstone in the first quarter (April to June) this year has risen marginally by 2.2% from 992 reports in the first quarter 2013, to 1,014 in the same period this year.

There were large rises in Heath, South and Bearstead Wards - although numbers remain small - but reductions in Boxley, Staplehurst, Sutton Valence, Park Wood (-41%) Shepway North (-17.6%) and Shepway South (-100%) and Loose (-100%) wards. The rise in ASB reports in Maidstone contrasts with the small fall recorded across the County of 1.9%. However, ASB in Maidstone is 45% lower than it was 5 years ago.

6. Road Safety: Killed or Seriously Injured in road traffic collisions, Total and Children aged under 16 yrs April to June Q1 2011/12 to 2013/14, KCC including Medway and MBC

		Apr-June 2011	Apr-June 2012	Apr-June 2013	Apr & May 2014
KCC, including Medway	Total	149	149	161	117
	Children	7	9	7	7
Maidstone BC	Total	16	17	14	12
	Children	2	2	1	0

7. Domestic Abuse incidents, repeat victims, % repeat victims, April to June Q1 2010/11 to 2014/15, KCC including Medway and MBC

		Apr-June 2010	Apr-June 2011	Apr-June 2012	Apr-June 2013	Apr-June 2014
KCC, including Medway	Total	5,714	5,964	5,994	5,764	6,926
	Repeat victims	1,820	1,923	1,876	1,881	2,252
	% repeat victims	31.9%	32.2%	31.3%	32.6%	32.5%
Maidstone BC	Total	468	495	425	408	535
	Repeat victims	136	157	148	143	169
	% repeat victims	29.1%	31.7%	34.8%	35.0%	31.6%

Strategic Assessment Comparisons

The table below is from the 2014 Strategic Assessment and shows (in the last column) our county rank crimes per 1,000 population out of 12 districts. The arrows indicate whether the rank is higher or lower than the previous year. Please note although there was a 6.5% fall in crime 2012/13, crime rose in 2013/14 by 10.6% (an additional 877 crimes) and continues to rise in the first quarter this year.

Annual changes - 3 year time series

Category	2010/ 2011	2011/ 2012	2012/ 2013 ^[1]	Volume change ^[2]	% Change	Per 1k pop ^[3]	County Rank ^[4]
All Crime	9,354	8,873	8,296	-577	-6.5%	53.2	5 ↑
Anti-Social Behaviour	5,254	5,382	4,326	-1,056	-19.6%	27.77	4 ←
Assaults resulting in hospital admissions	N/A	80	59	-21	-26.3%	0.38	10 ↑
Burglary – Dwelling	400	431	438	7	1.6%	6.90	3 ↑
Burglary – Other	679	681	639	-42	-6.2%	4.10	6 ↑
Criminal Damage	1,574	1,395	1,277	-118	-8.5%	8.20	3 ↓
Domestic Abuse (DA) – number of incidents	1,832	1,867	1,788	-79	-4.2%	14.20	5 ←
DA - number of repeat victims	440	451	435	-16	-3.5%	3.45	5 ←
DA - % repeat victims	24.0%	24.2%	24.3%	0.1%	N/A	N/A	6 ↓

^[1] Time period used for data is April to March each year, except Assaults June to May.

^[2] The number difference and % difference columns are coloured red or green as appropriate against the previous 12 month period.

^[3] Population figure used to calculate the per 1,000 population is mid-2011 figure of 155,800, except Burglary Dwelling which uses households figure (63,400), and domestic violence uses pop 18+ figure (122,000).

^[4] County ranking is based on per 1,000 population value. The direction of travel arrows indicate if Maidstone's relative position has improved or declined against the other 11 district councils. An arrow pointing up indicates an improvement relative to the other 11 district councils 2012/13 against 2011/12.

Drug Offences	501	422	415	-7	-1.7%	2.66 ^[5]	10 ↑
Metal Theft	N/A	182	274	92	50.5%	1.76	3 ↑
Re-offending rate: % difference between actual v predicted rate	19.9%	8.03%	-5.22%	N/A	N/A	N/A	1
Robbery	48	46	47	1	2.2%	0.3	3 ↑
Sexual Offences	118	129	112	-17	-13.2%	0.72	5 ←
Shoplifting	971	913	994	81	8.9%	6.38	10 ↓
Theft & Handling Stolen Goods	2,983	2,868	2,638	-230	-8.0%	17.41	9 ↓
Theft from a Motor Vehicle	600	530	577	47	8.9%	3.7	4 ↑
Theft of a Motor Vehicle	281	209	167	-42	-20.1%	1.07	7 ↑
Theft of Pedal Cycle	141	120	117	-3	-2.5%	0.75	4 ←
Other Theft Offences	1,871	1,835	1,527	-308	-16.8%	9.80	9 ↓
Violent Crime	1,674	1,718	1,729	11	0.6%	11.10	6 ←
Violence Against the Person	1,508	1,543	1,570	27	1.7%	10.08	6 ←
Accidental Fires	N/A	261	187	-74	-28.4%	N/A	10 ↓
Deliberate Fires	N/A	178	76	-102	-57.3%	N/A	3 ↑
RTCs – all casualties	657	640	666	26	4.1%	N/A	12 ←
KSI casualties All ages	60	59	58	-1	-1.7%	N/A	11 ←
KSI casualties <16 yrs	4	5	4	-1	-20%	N/A	7 ↑
KSI car drivers 17-24 yrs ^[6]	6	3	5	2	66.6%	0.32	=11 ↓
KSI road users aged 65 and over	5	13	4	-9	-225%	0.25	=7 ↑

^[5] Value highlighted in red because is above the County average, despite fewer offences and improvement in County ranking.

^[6] KSI car drivers 17-24 yrs and road users over 65 data is for January to September each year.