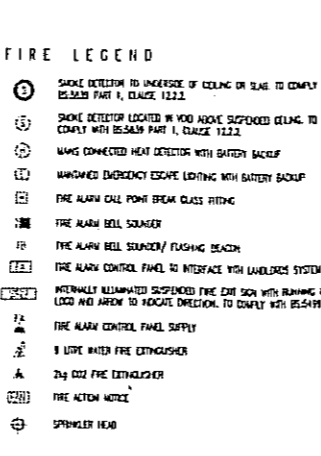


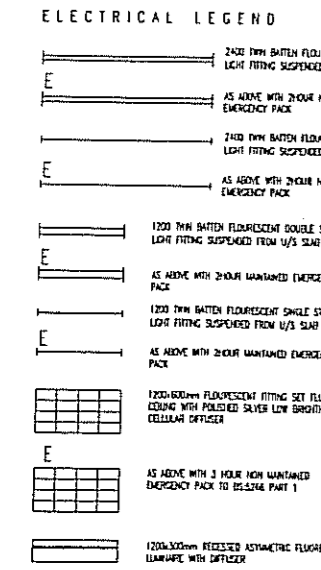


PROPOSED GROUND FLOOR PLAN  
SCALE 1:100



**BUILDING REGS NOTES**

**STAIRWAYS**

- ALL EMERGENCY LIGHTING TO BE INSTALLED IN ACCORDANCE WITH BS5266-1:2002, BS 5266-2:1999, BS 5266-3:2004, & (IRELAND - BS1127).
- FIRE ALARM TO BE INSTALLED IN ACCORDANCE WITH BS5838-1:2002 L3 IN OPEN (IRELAND - BS5838:2009).
- FIRE ESCAPE SIGNAGE WILL BE INSTALLED IN ACCORDANCE WITH BS5446-1:2002 (ALSO RELEVANT TO IRELAND) AND HEALTH AND SAFETY (SAFETY SIGNS & SYMBOLS) REGULATIONS 1996.

**NEW AIRWAY OPENED TO STAIR TO MEZZANINE**

GROUND FLOOR TO MEZZANINE FLOOR HEIGHT - 3050mm NEW STAIR OF 24 PROPS @ 1000mm EACH. PROPS TO BE 100x200mm EACH. JOISTS OF STAIRS TO BE CLEARLY IDENTIFIED. INTERMEDIATE RECTANGULAR LANDING AT STEP NO.12. STAIRS IN EXCESS OF 1.5m WIDE TO HAVE HANDRAIL ON BOTH SIDES. HANDRAIL TO BE 100x50mm @ WALL 1000mm ABOVE FINCH LINE.

**FIRE DOORS**

ALL FIRE DOORS TO BE FINISH, FITTED WITH SMOKE SEALS AND SELF CLOSING DEVICES. ALL FINAL EXIT DOORS TO BE FITTED WITH PANIC BARRIERS. ALL FIRE ESCAPE DOORS TO OPEN IN THE DIRECTION OF ESCAPE TO FINAL EXIT.

**COMPARTMENTATION - WALLS BETWEEN SALES & STORAGE**

150mm METAL STUD PARTITION FACED EACH SIDE WITH 2no. LAYERS 12.5mm PLASTERBOARD WITH STAGGERED JOINTS TAPED AND SEALED. STUD WALL TAKEN UP TO STRUCTURAL SOFFIT OF STAIR TAKEN UP. 375mm ABOVE CEILING LINE AND FIRE BARrier INSTALLED ABOVE PARTITION IN STRICT ACCORDANCE WITH MANUFACTURERS DETAILS. ALL JOINTS, PENETRATIONS ETC TO BE SUITABLY JOINTED/SEALED IN ACCORDANCE WITH MANUFACTURERS DETAILS. WALLS AND BARriers TO ACHIEVE MINIMUM ONE HOUR FIRE RESISTANCE.

ALL DOORS WITHIN THE COMPARTMENT WALL TO ACHIEVE MIN 30 MIN FIRE RESISTANCE. ALL DOORS TO BE FORG RATED.

**COMPARTMENTATION - MEZZANINE FLOORS**

UNDERFACE OF MEZZANINE FLOOR STRUCTURE TO BE FINISHED WITH FIRE BOARD TO PROMOTE MINIMUM ONE HOUR FIRE RESISTANCE.

**SUSPENDED CEILING, VOID MAX 800mm DEPTH**

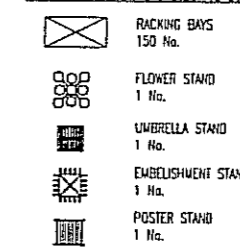
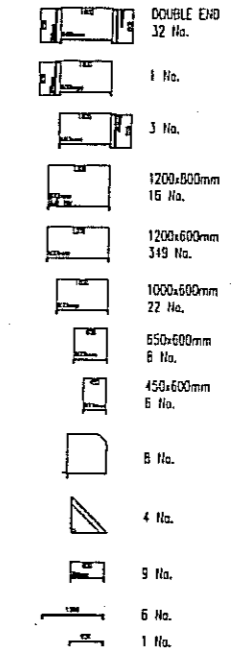
CEILING VOID IN EXCESS OF 250mm AND A WALL 800mm DEEP TO BE COMPARTMENTALISED. COMPARTMENTS OF MAX 250mm AREAS FRAMED WITH MIN. 30 MIN PROTECTIVE METAL FIRE BARRIERS INSTALLED IN STRICT ACCORDANCE WITH MANUFACTURERS DETAILS. ALL JOINTS, PENETRATIONS ETC TO BE SUITABLY JOINTED/SEALED IN ACCORDANCE WITH MANUFACTURERS DETAILS.

**SUSPENDED CEILING, VOID IN EXCESS OF 800mm DEPTH**

ALL CEILING VOID IN EXCESS OF 800mm DEEP SHALL BE SPRINKLER PROTECTED. SPRINKLER SYSTEM TO BE INSTALLED IN STRICT ACCORDANCE WITH FIRE ENGINEERS DETAILED DESIGN.

CEILING TO BE FORMED WITH MIN SIZE OF TILES CHANGED TO ALLOW UNOBSTRUCTED VIEW INTO CEILING VOID.

**BAY LEGEND**



NOTE: STANDS TO BE POSITIONED IN CONVENIENT LOCATION - NOT TO OBSTRUCT MEANS OF ESCAPE

**CERTIFICATION**

ALL CERTIFICATION, INCLUDING ELECTRICAL INSTALLATION, EMERGENCY LIGHTING COMPLETION, FIRE ALARM COMPLETION AND SPRINKLER INSTALLATION (IF APPLICABLE) ARE TO BE DULY COMPLETED AND FORWARDED TO 999 STORES HEAD OFFICE MARKED FOR THE ATTENTION OF THE HEALTH & SAFETY MANAGER, AS A MATTER OF URGENCY ON COMPLETION OF WORKS.

**COM RISK ASSESSMENT SUMMARY**

THIS PROJECT HAS BEEN ASSESSED AND WE BELIEVE THERE ARE NO SIGNIFICANT RISKS IN THE DESIGN THAT A COMPETENT SHOPFITTER WOULD NOT BE ABLE TO OVERCOME.

REV	DATE	DESCRIPTION
B	01.12.11	STAIR FLOOR AND STOCK ROOM LAYOUTS AND RACKING PLACEMENTS TO BE AMENDED TO SUIT
A	29.11.11	

DRAWN BY	PPF	2312	1	2010
CHECKED	PPF	STREETS LTD		
PROJECT	MANCHESTER RETAIL PARK			
TITLE	PROPOSED FIT-OUT DRAWING			
DATE	11.11	SCALE	3:100	
DRAWN BY	LA	CHECKED	AW	

www.bentley.com  
01327281248  
01327281592  
www.rickett.co.uk  
anthony.rickett architects ltd

Whole of retail area licensed to allow for flexibility of display.