

Appendix A

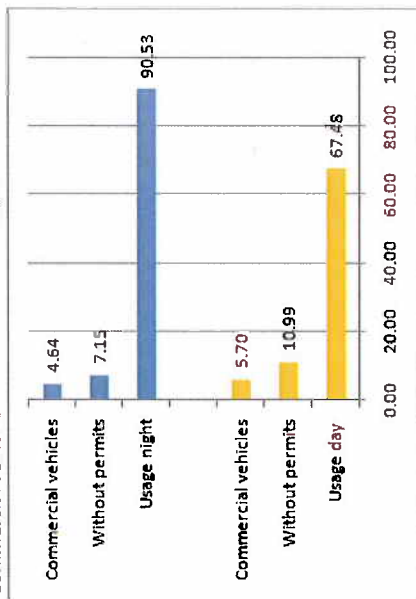
	Number of properties	Off Street Parking Available	Off Street Parking - Spaces available	Number of Businesses	Total on-street Capacity	Space per property	Vehicles Without Permits (Day)	Ave Usage %	Vehicles Without Permits (Night)	Ave Usage %	Number of Commercial Vehicles (Day)	Ave Usage %	Number of Commercial Vehicles (Night)	Ave Usage %	Number of Vehicles (Day)	Ave Usage %	Number of Vehicles (Night)	Ave Usage %
N1	578	Mixed	119	28	316	0.5	44	13.92	26	8.23	24	7.59	18	5.70	261	82.59	287	90.82
N2	1333	Yes	264	43	673	0.5	67	9.96	37	5.50	34	5.05	33	4.90	466	69.24	619	91.98
N3	741	Yes	153	17	465	0.6	43	9.25	39	8.39	23	4.95	18	3.87	248	53.33	404	86.88
N4	273	Yes	77	13	56	0.2	12	21.43	6	10.71	5	8.93	1	1.79	44	78.57	57	101.79
N	2925		613	101	1510	0.47	166	10.99	108	7.15	86	5.70	70	4.64	1019	67.48	1367	90.53
S1	1030	Yes	406	13	271	0.3	14	5.17	20	7.38	13	4.80	17	6.27	219	80.81	250	92.25
S2	479	Mixed	57	20	282	0.6	16	5.67	30	10.64	24	8.51	24	8.51	208	73.76	223	79.08
S3	627	Yes	192	22	310	0.5	31	10.00	23	7.42	11	3.55	15	4.84	139	44.84	229	73.87
S4	344	Yes	278	0	116	0.3	22	18.97	18	15.52	7	6.03	9	7.76	58	50.00	64	55.17
S	2480		933	55	979	0.42	83	8.48	91	9.30	55	5.62	65	6.64	624	63.74	766	78.24
W1	700	Mixed	187	11	260	0.4	30	11.54	32	12.31	14	5.38	14	5.38	144	55.38	214	82.31
W2	841	Yes	190	28	381	0.5	38	9.97	34	8.92	24	6.30	28	7.35	253	66.40	350	91.86
W3	594	Yes	91	6	124	0.2	12	9.68	8	6.45	5	4.03	8	6.45	47	37.90	63	50.81
W4	101	Yes	14	1	41	0.4	3	7.32	3	7.32	0	0.00	2	4.88	22	53.66	39	95.12
W	2236		482	46	806	0.36	83	10.30	77	9.55	43	5.33	52	6.45	466	57.82	666	82.63
ALL	7641		2028	202	3295	0.4	332	10.08	276	8.38	184	5.58	187	5.68	2109	64.01	2799	84.95

Appendix B

North

Usage day 67.48 %
 Without permits 10.99 %
 Commercial vehicles 5.70 %

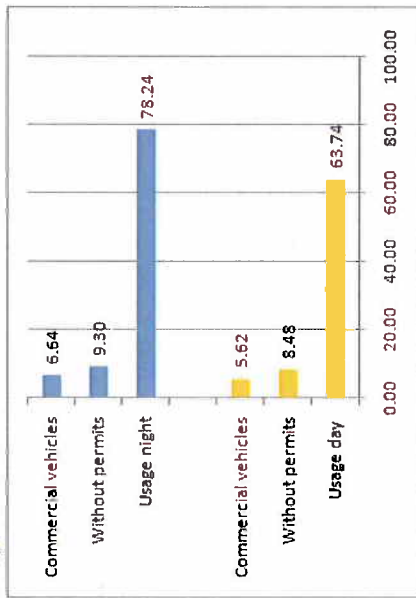
Usage night 90.53 %
 Without permits 7.15 %
 Commercial vehicles 4.64 %



South

Usage day 63.74 %
 Without permits 8.48 %
 Commercial vehicles 5.62 %

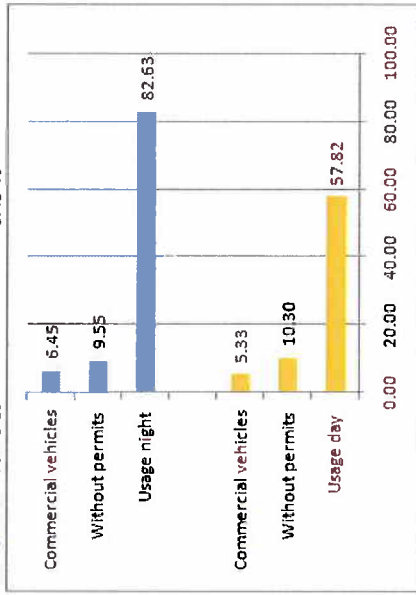
Usage night 78.24 %
 Without permits 9.30 %
 Commercial vehicles 6.64 %



West

Usage day 57.82 %
 Without permits 10.30 %
 Commercial vehicles 5.33 %

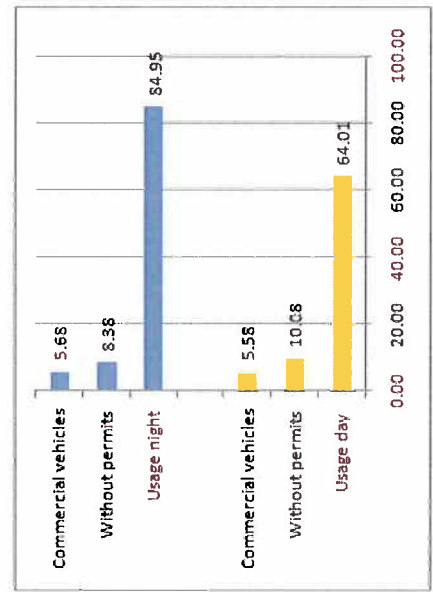
Usage night 82.63 %
 Without permits 9.55 %
 Commercial vehicles 6.45 %



All Zones

Usage day 64.01 %
 Without permits 10.08 %
 Commercial vehicles 5.58 %

Usage night 84.95 %
 Without permits 8.38 %
 Commercial vehicles 5.68 %






streetcar[®]

What's Streetcar? | Join | Locations | Pricing | For Organisations | Jobs | FAQs

The self-service pay-as-you-go car

Streetcar's range of self-service cars and vans are available 24/7 for rent by the hour, day, week or month.

Book any car in the fleet online or by phone, and then use your Streetcar smartcard to pick up and return the car. Hourly rates start from £4.95, or £49.50 for 24 hours.



- Register for Streetcar
- Book a Streetcar
- Member Login

Find your nearest
Enter your postcode
Or click here to browse all UK locations >>>

Streetcar For Business
Streetcar for Companies, Public Sector and Property Developers. More >>

How does it work?

1. Book
By phone or use our easy online booking engine



2. Unlock
Your Streetcard will let you into the car.



3. PIN
Type a unique PIN into the dashboard



4. Drive
Use the car like it's your own

